



# INTERNATIONAL STUDENTS

## COLLEGE GOALS

Students choose the U for its top ranked programs, campus life opportunities, wide variety of majors and outstanding professors.

### DECIDING TO GO TO COLLEGE

**89.6%** 97.0%  
indicated that getting a better job was important

**98.8%** 97.3%  
want to learn more about things that interest them

**95.6%** 94.2%  
want general education

(COMBINES VERY IMPORTANT AND IMPORTANT ON A 5 POINT SCALE)

### WHEN DO YOU PLAN TO GRADUATE FROM THE U OF M?

**88.1%** 87.6%  
4 years

**9.2%** 7.7%  
3 years

**0.8%** 1.7%  
5 years

## MAJOR

**36%** 29%

know exactly what they want to major in and do not plan to change their mind

**65%** 71%

are at various levels of major exploration with 3% having no idea and needing help assessing interests

## TRANSITION TO COLLEGE

### TOPICS OF CONCERN

**71.3%** 43.6%  
are concerned with academic coursework (doing well in class, workload)

**63.8%** 34.6%  
are concerned with registration for courses

**56.2%** 24.0%  
are concerned with developing study/time management skills

**55.8%** 15.9%  
are concerned with being safe on campus

**54.6%** 22.3%  
are concerned with their living situation

**53.8%** 26.4%  
are concerned with making friends/meeting people

### OTHER TOPICS

(COMBINES VERY LIKELY AND LIKELY ON A 5 POINT SCALE)

**82.1%** 60.8%  
are likely/very likely to participate in a study abroad program

- **51.0%** relationships with others (friends/family)
- **49.8%** obtaining academic assistance
- **49.0%** mental health
- **49.0%** deciding on a major
- **47.8%** getting adequate sleep
- **47.4%** financial concerns
- **42.6%** navigating campus resources

(COMBINES VERY CONCERNED AND CONCERNED ON A 5 POINT SCALE)

**59.8%** 51.8%  
are likely/very likely to get tutoring or other academic support for specific courses

**23.9%** 24.5%  
are likely/very likely to change career choice

**64.1%** 45.5%  
are likely/very likely to seek personal counseling

**4.0%** 1.0%  
are likely/very likely to take a temporary leave of absence

## ABOUT

These results are from the 2020 Tell Us About Yourself Pre-Orientation survey. Data was pulled on May 21, 2020. International data was analyzed representing 251 responses. Numbers in the gray boxes represent the responses from the full class of 2024 (n: 4781).



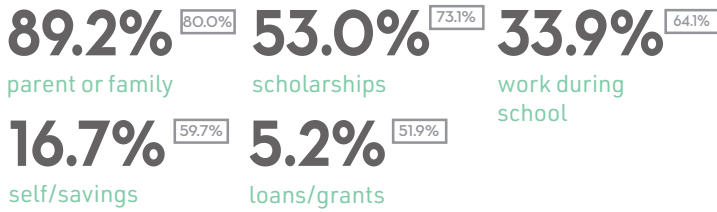
# INTERNATIONAL STUDENTS

ORIENTATION & TRANSITION EXPERIENCES  
OFFICE OF UNDERGRADUATE EDUCATION

## FINANCE



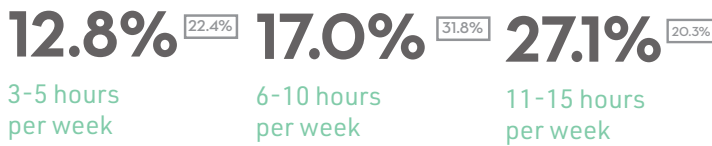
METHODS OF FINANCING EDUCATION



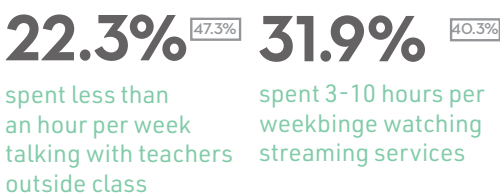
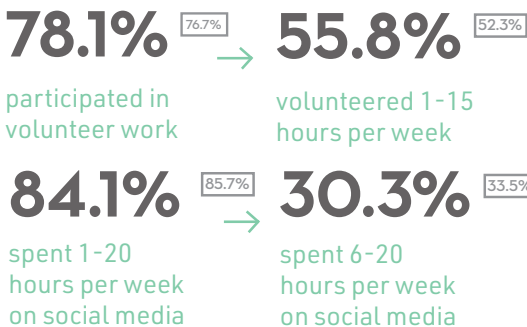
## IN HIGH SCHOOL

HOW STUDENTS SPEND THEIR TIME

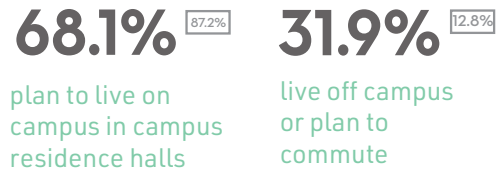
STUDYING OR DOING HOMEWORK



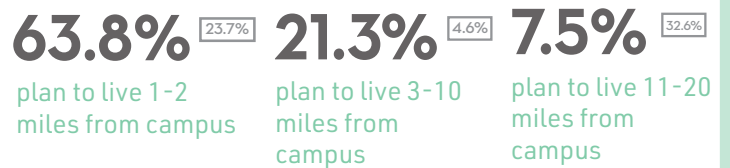
INVOLVEMENT, ACTIVITIES, LIFESTYLE



## LIVING



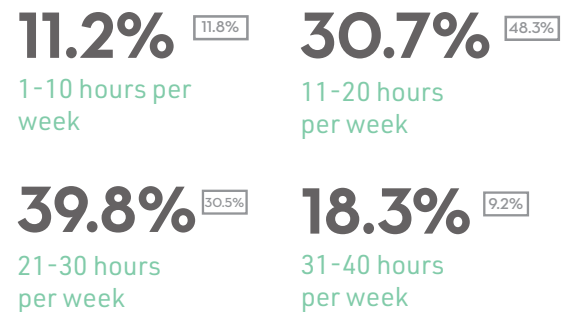
DISTANCE FROM CAMPUS



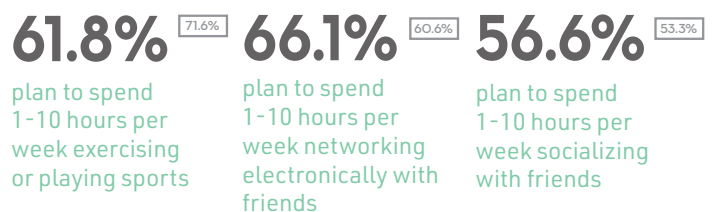
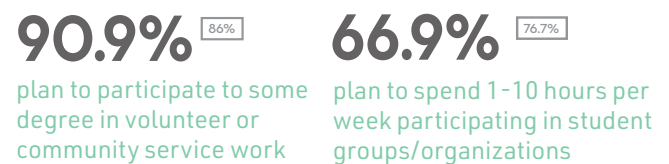
## IN COLLEGE

ATTENDING CLASS/DISCUSSIONS

STUDYING OR DOING HOMEWORK



INVOLVEMENT, ACTIVITIES, LIFESTYLE



22.3% of international students believe it is essential to personally experience a sense of community at the U and 68.1% say it is very important or important.