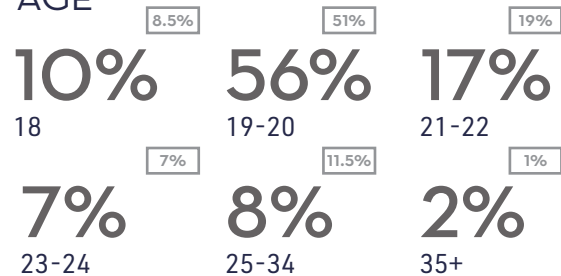


INTERNATIONAL TRANSFER STUDENTS 2018

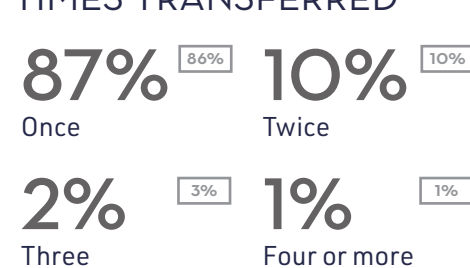


TRANSFER STUDENT CHARACTERISTICS

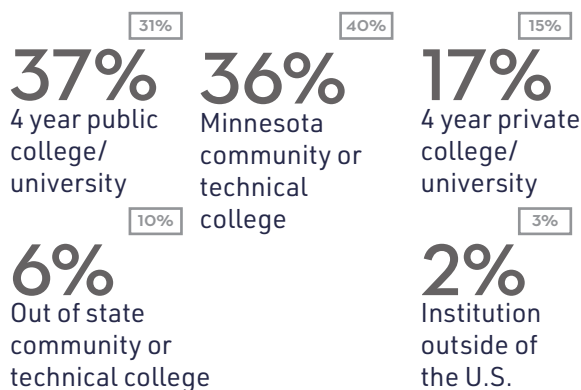
AGE



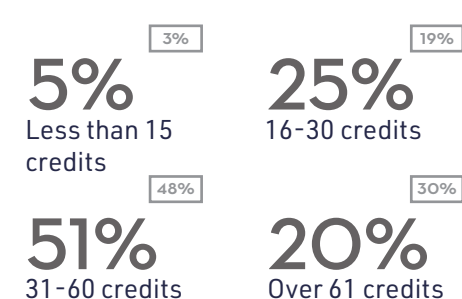
TIMES TRANSFERRED



TRANSFERRING FROM



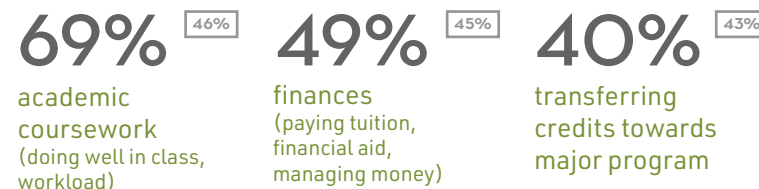
CREDITS TRANSFERRED



TRANSITION TO THE U

TOPICS OF CONCERN

(COMBINES VERY CONCERNED AND CONCERNED ON A 5 POINT SCALE)



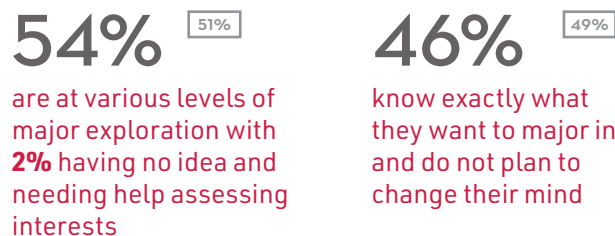
- 34% are concerned with mental health [48%] (stress management, emotional health, anxiety and depression)
- 26% deciding on a major/career path [57%]
- 24% eating nutritiously [51%]
- 27% making friends and meeting people [53%]

STUDENT EXPECTATIONS

(COMBINES VERY LIKELY AND LIKELY ON A 5 POINT SCALE)

- 95% socialize with someone of another ethnic/racial group [88%]
- 92% make at least "B" average [86%]
- 89% discuss course content with other students outside of class [88%]
- 85% communicate regularly with their professors [89%]
- 66% work on a professor's research project [87%]
- 3% take a temporary leave of absence [9%]

MAJOR



CHOOSING THE U

Students continue to choose the U for its top ranked programs, campus life opportunities, size, and wide variety of majors.

DECIDING TO GO TO COLLEGE (COMBINES VERY IMPORTANT/IMPORTANT ON A 4 POINT SCALE)

- 97% want to learn more about things that interest them [97%]
- 95% say that getting a better job is very important [95%]
- 91% want training for a specific career [91%]
- 93% to gain general education and appreciation of ideas [94%]

INTERNATIONAL TRANSFER STUDENTS 2018



LIVING

54% 40%
plan to live off campus in an apartment

7% 32%
plan to live off campus in a house

18% 13%
plan to live in a campus owned apartment or house (on or off campus)

18% 11%
plan to live in a campus residence hall

DISTANCE FROM CAMPUS

- **34%** On campus or less than 1 mile [22%]
- **40%** 1-2 miles [32%]
- **20%** 3-10 miles [24%]
- **5%** 11-20 miles [16%]
- **1%** 21 miles or more [7%]

TIME MANAGEMENT

HOW STUDENTS PLAN TO SPEND THEIR TIME

Studying or doing homework

44% 43%
11-20 hours per week

28% 27%
1-10 hours per week

19% 22%
21-30 hours per week

8% 7%
31-40 hours per week

Involvement, activities, lifestyle

71% 71%
plan on finding employment on or off campus

66% 71%
plan to pursue internship opportunities

67% 67%
plan to get involved with student groups

52% 55%
plan to pursue research opportunities

48% 49%
plan to get involved with volunteer organizations

CONFIDENCE

STUDENTS ARE CONFIDENT IN THEIR ABILITY TO...

(COMBINES VERY CONFIDENT AND CONFIDENT ON A 5 POINT SCALE)

83% 88%
set goals and strive to achieve them

72% 83%
communicate effectively with others

78% 87%
be a successful college student

77% 82%
understand their strengths

- **88%** think critically to solve problems [82%]
- **87%** understand what professors expect [78%]
- **81%** adjust to the academic demands of college [77%]
- **79%** develop effective study skills [79%]

FINANCE

TOP 3 METHODS OF FINANCING EDUCATION

95% 61%
parent or family

39% 56%
work during school

46% 49%
scholarships/loans

AFTER GRADUATION

27% 37%
plan to start working in the career they've chosen

40% 34%
plan to continue their education in professional or graduate school

27% 24%
plan to start working, but are unsure of what their career will be

6% 5%
plan to take a break before working or going back to school

ABOUT

These results are from the 2018 Pre-Orientation survey. Total of 285 responses from incoming, confirmed transfer students.

Percentages in grey represent all 2018 Pre-Orientation transfer student survey data.