

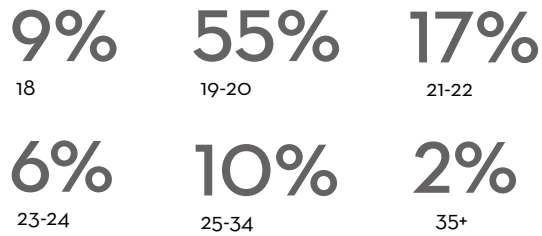
TRANSFER STUDENTS 2020



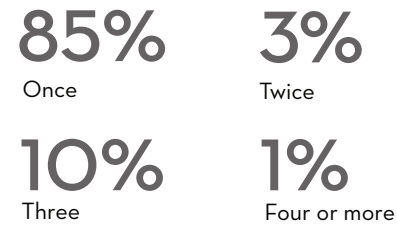
TRANSFER STUDENT CHARACTERISTICS



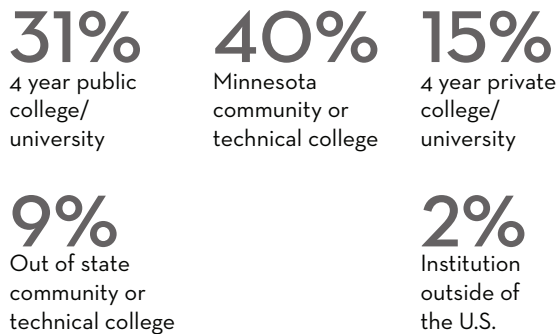
AGE



TIMES TRANSFERRED



TRANSFERRING FROM



CREDITS TRANSFERRED



TRANSITION TO THE U

TOPICS OF CONCERN (COMBINES VERY CONCERNED AND CONCERNED ON A 5 POINT SCALE)



- 40% are concerned with course registration
- 30% are concerned with mental health (stress management, emotional health, anxiety and depression)
- 28% getting adequate sleep
- 27% navigating campus
- 27% making friends and meeting people

STUDENT EXPECTATIONS (COMBINES VERY LIKELY AND LIKELY ON A 5 POINT SCALE)

- 91% make at least "B" average
- 86% communicate regularly with their professors
- 79% discuss course content with other students outside of class
- 75% have an internship
- 60% get tutoring or other academic support
- 57% work on a professor's research project

MAJOR

52%

are at various levels of major exploration with 2% having no idea and needing help assessing interests

49%

know exactly what they want to major in and do not plan to change their mind

CHOOSING THE U

Students continue to choose the U for its top ranked programs, campus life opportunities, size, and wide variety of majors.

DECIDING TO GO TO COLLEGE (COMBINES VERY IMPORTANT/IMPORTANT ON A 4 POINT SCALE)

- 97% want to learn more about things that interest them
- 96% say that getting a better job is very important
- 93% want training for a specific career
- 92% to gain general education and appreciation of ideas

TRANSFER STUDENTS 2020

LIVING

42%

plan to live off campus with roommates or alone

32%

plan to live off campus with family

10%

plan to live in a campus owned apartment or house (on or off campus)

9%

plan to live in a campus residence hall

DISTANCE FROM CAMPUS

- 34% 1-2 miles
- 32% 3-10 miles
- 22% 11-20 miles
- 10% 21 miles or more

TIME MANAGEMENT

HOW STUDENTS PLAN TO SPEND THEIR TIME

Studying or doing homework

52%

11-20 hours per week

20%

21-30 hours per week

21%

1-20 hours per week

7%

31-40 hours per week

Involvement, activities, lifestyle

74%

plan on finding employment on or off campus

73%

plan to pursue internship opportunities

62%

plan to get involved with student groups

50%

plan to pursue research opportunities

46%

plan to get involved with volunteer organizations

AFTER GRADUATION

39%

plan to start working in the career they've chosen

33%

plan to continue their education in professional or graduate school

22%

plan to start working, but are unsure of what their career will be

5%

plan to take a break before working or going back to school

CONFIDENCE

STUDENTS ARE CONFIDENT IN THEIR ABILITY TO...

(COMBINES VERY CONFIDENT AND CONFIDENT ON A 5 POINT SCALE)

88%

understand what professors expect

87%

set goals and strive to achieve them

86%

be a successful college student

86%

think critically to solve problems

- 81% communicate effectively
- 81% adjust to the academic demands of college
- 79% develop effective study skills

FINANCE

TOP 3 METHODS OF FINANCING EDUCATION

59%

work during school

58%

parent/family

55%

self/savings

ABOUT

These results are from the 2020 Pre-Orientation survey. Data was pulled in June 2020. Total of 1,498 responses from incoming, confirmed transfer students.