

# TELL US ABOUT YOURSELF

## SURVEY RESULTS

CLASS OF  
2022

### COLLEGE GOALS

Students continue to choose the U for its top ranked programs, campus life opportunities, size, and wide variety of majors.

#### DECIDING TO GO TO COLLEGE

**96%**

indicated that getting a better job was very important

**98%**

want to learn more about things that interest them

**92%**

want training for a specific career

(COMBINES VERY IMPORTANT AND IMPORTANT ON A 5 POINT SCALE)

#### WHEN DO YOU PLAN TO GRADUATE FROM THE U OF M?

**89%**

4 years

**7%**

3 years

**1.3%**

5 years

**1.5%**

≤ 2 years

### MAJOR

**26%**

know exactly what they want to major in and do not plan to change their mind

**74%**

are at various levels of major exploration with 5% having no idea and needing help assessing interests

### TRANSITION TO COLLEGE

#### TOPICS OF CONCERN

Concerns are similar to the Class of 2021, but to a lesser degree.

**48%**

are concerned with academic coursework (doing well in class, workload)

**46%**

have financial concerns (paying tuition, financial aid, managing money)

**30%**

are concerned with staying healthy (nutritious eating, physical fitness, healthy lifestyle)

**32%**

are concerned with deciding on a major/career path

**34%**

are concerned with mental health (stress management, emotional health, anxiety, and depression)

**35%**

are concerned with registration for courses

- **26%** making friends and meeting people
- **24%** living situation (residence hall life, roommate problems)
- **25%** developing skills (related to studying, note-taking and time management)
- **21%** finding a job while in school
- **15%** obtaining academic assistance (tutoring, study groups, writing support, etc.)
- **15%** being safe on campus (personal safety)
- **13%** loneliness

(COMBINES VERY CONCERNED AND CONCERNED ON A 5 POINT SCALE)

#### OTHER TOPICS

(COMBINES VERY LIKELY AND LIKELY ON A 5 POINT SCALE)

**64%**

are likely/very likely to participate in research

**42%**

are likely/very likely to seek personal counseling

**62%**

are likely/very likely to participate in a study abroad program

**1%**

are likely/very likely to take a temporary leave of absence

**58%**

are likely/very likely to get tutoring or other academic support for specific courses

**26%**

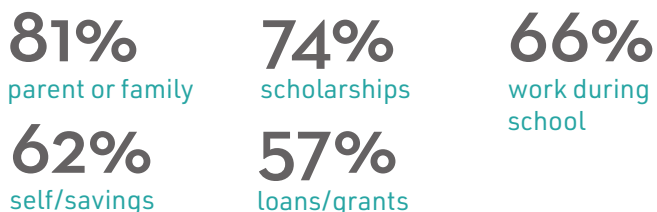
are likely/very likely to change career choice

ABOUT 

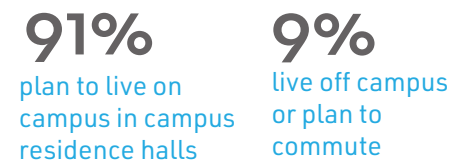
These results are from the 2018 Tell Us About Yourself Pre-Orientation survey. Data was pulled on May 14, 2018. There were 4,950 responses which represents almost 90% of the Class of 2022 (those who confirmed their enrollment).

## FINANCE

TOP 3 METHODS OF FINANCING EDUCATION



## LIVING



OF THOSE LIVING OFF CAMPUS OR COMMUTING... (n=442)



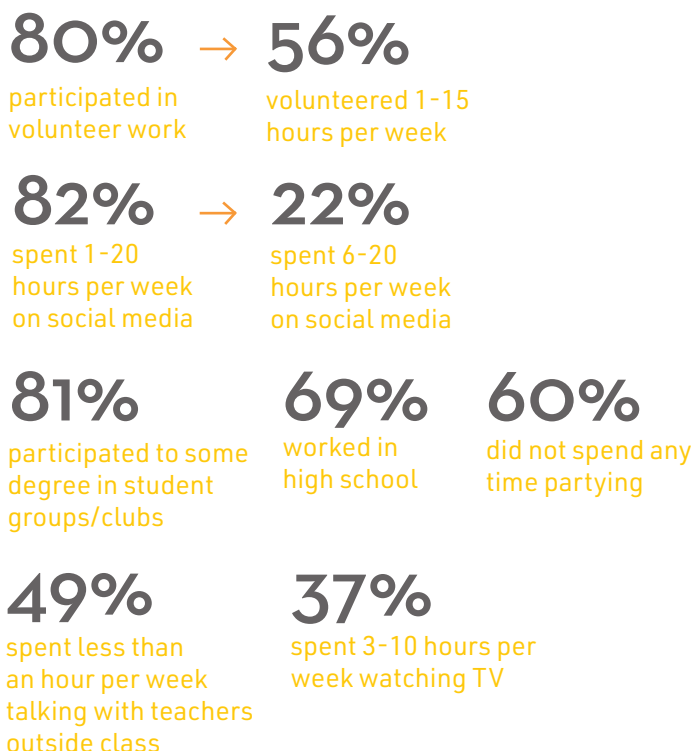
## IN HIGH SCHOOL

HOW STUDENTS SPEND THEIR TIME

### STUDYING OR DOING HOMEWORK



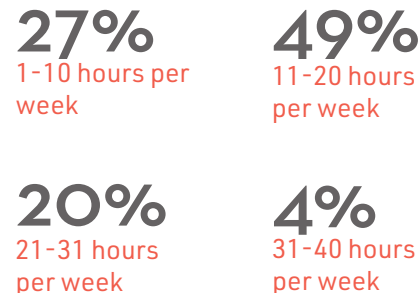
### INVOLVEMENT, ACTIVITIES, LIFESTYLE



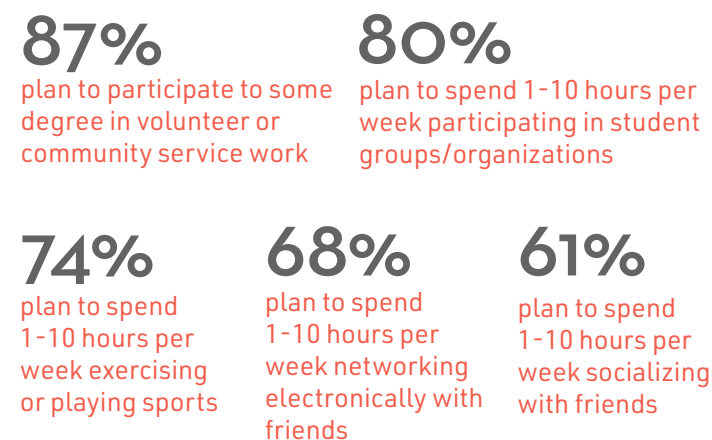
## IN COLLEGE

HOW STUDENTS PLAN TO SPEND THEIR TIME

### STUDYING OR DOING HOMEWORK



### INVOLVEMENT, ACTIVITIES, LIFESTYLE



Overall, there is still a disconnect on how students plan to spend their time in college compared to what will be expected of them. Students must change their study habits to allocate more time for studying.